



Testing. Advising. Assuring.

Test report No. 2017-1363

for applying of a required "Verwendbarkeitsnachweis"
issued 28.04.2017

Applicant: ALKOR DRAKA
75; rue Pasteur

60140 LIANCOURT
FRANCE

Date of order: 29.03.2017
Date of sampling: *no official sampling of the specimen by a representative of Exova Warringtonfire, Frankfurt*
Date of arrival: 05.04.2017
21.04.2017 + 26.04.2017

Order

Testing of the flammability (building class B1) according to DIN 4102-1 (May 1998)

Description / designation of the test object

Fabric samples designated as „1031“

Description of the relevant test procedure

DIN 4102 part 1 (Mai 1998)

This test report does not replace the required „Verwendbarkeitsnachweis“. It is only used for issuing the "Verwendbarkeitsnachweis".

1. Description of the test material

1.1 Details of the customer:

Fabric samples designated as „1031“

Probenbeschreibung:

Product name: 1031

Product description:

PVC souple ignifugé dans la masse

- 1031, Gris 20007, épaisseur 0,30 mm, masse surfacique 438 g/m²

- 1031, Blanc 1242 épaisseur 0,30 mm, masse surfacique 438 g/m²

Intended end use of product: SCREEN

1.2 By Exova Warringtonfire, Frankfurt determined values:

Fabric samples

Colour:	white	grey
Thickness:	0,28 mm	0,29 mm
Square weight:	423 g/m ²	445 g/m ²

Testing after storing 14- days under climatic conditions (23°C / 50 % rel. humidity).

2. Test results

2.1.1 Brandschachtprüfung according to DIN 4102-1

Sample A: Material tested in production direction. Colour: white
 Sample B: Material tested crosswise to the production direction. Colour: white
 Sample C: Material tested in production direction. Colour: grey
 Sample D: Material tested crosswise to the production direction. Colour: grey

Test results of the Brandschacht tests part 1						
line no.		Measurements test sample				
			A	B	C	D
1	<u>no. test arrangement according to DIN 4102 part 15, table 1</u>		1	1	1	1
2	<u>flame height max. over lower sample edge</u> time ¹⁾	cm	60	60	50	50
		min : s	0:17	0:12	0:09	0:10
3	<u>ascertainments on the front side</u> Flaming/glowing time ¹⁾	min : s	0:05	0:04	0:03	0:04
4	<u>melting / burning through</u> time ¹⁾	min : s	0:09	0:07	0:07	0:07
5	<u>ascertainments on the back side</u> Flaming/glowing time ¹⁾	min : s	no	no	no	no
6		discolouring time ¹⁾	min : s	no	no	no
7	<u>burning droplets</u> begin ¹⁾ extent occasional dropping of material constant dropping of material	min : s	not occured	not occured	not occured	not occured
8						
9						
10	<u>separating from burning sample parts</u> begin ¹⁾ occasional separating parts constant separating parts	min : s	no	no	no	no
11						
12						
13	duration of burning on the sieve tray (max.)	min : s	not occured	not occured	not occured	not occured
14	influence on the burner flame by dropping of / separating material time ¹⁾	min : s	yes	yes	yes	yes
15	<u>earlier end of test</u> end of the fire scenario on the sample ¹⁾ time of a possible resulted test stop ¹⁾	min : s	no	no	no	no
16		min : s				

¹⁾ time from start of test

Test results of the Brandschacht tests part 2						
line no.		Measurements test sample				
		A	B	C	D	
17	<u>flaming after end of test</u> duration	min : s	--/--	--/--	--/--	--/--
18	number of sample		--/--	--/--	--/--	--/--
19	front side of sample	cm	--/--	--/--	--/--	--/--
20	backside of sample		--/--	--/--	--/--	--/--
21	flame length		--/--	--/--	--/--	--/--
22	<u>glowing after end of test</u> duration	min . s	not occured	not occured	not occured	not occured
23	number of sample		--/--	--/--	--/--	--/--
24	place of occurrence		--/--	--/--	--/--	--/--
25	lower sample part		--/--	--/--	--/--	--/--
26	upper sample part		--/--	--/--	--/--	--/--
27	front side of sample		--/--	--/--	--/--	--/--
27	backside of sample		--/--	--/--	--/--	--/--
28	<u>smoke density</u> < 400 % x min		52	31	47	50
29	> 440 % x min		--/--	--/--	--/--	--/--
30	diagram in annex no.		1	2	3	4
31	<u>residual length</u> single results	cm	57 / 62 60 / 60	50 / 67 52 / 64	52 / 60 65 / 65	60 / 58 58 / 54
32	average of the single results	cm	59	58	60	57
33	photo of the sample on page		5	5	5	5
34	<u>smoke temperature</u> max. of the average results	°C	124	123	123	123
35	time ¹⁾	min : s	9:28	9:54	7:18	9:24
36	diagram in annex no.		1	2	3	4

¹⁾ time from start of test

Remarks: Because of the residual length of > 45 cm in two tests, the quantity of tests could be reduced, according to DIN 4102-16.
Melting the sample.

2.1.2 Appearance of the specimen after the test:



Sample A



Sample B



Sample C



Sample D

2.2.1 Normal flammability test according to DIN 4102-1

Test with edge ignition without deposit
 Flame application on: lower sample edge
 Edge ignition

Length direction Colour: white

Sample-no.	1	2	3	4	5
Time from start of test					
Ignition point [s]	1	1	1	1	1
Reaching the measuring mark within 20 seconds	no	no	no	no	no
Self-extinguishing of the flame [s]	15	15	15	15	15
Max. flame height [mm]	60	60	60	50	50
Time [s]	11	10	10	8	10
End of afterflaming [s]	-	-	-	-	-
End of afterglowing [s]	-	-	-	-	-
Flames extinguished after [s]	-	-	-	-	-
Smoke development (visual impression) _{low / moderate / strong}	strong smoke development				
Separating from burning material	no	no	no	no	no
Time [s]	-	-	-	-	-

Remarks: none

Cross direction Colour: white

Sample-no.	1	2	3	4	5
Time from start of test					
Ignition point [s]	1	1	1	1	1
Reaching the measuring mark within 20 seconds	no	no	no	no	no
Self-extinguishing of the flame [s]	15	15	15	15	15
Max. flame height [mm]	60	50	50	50	50
Time [s]	10	11	10	10	10
End of afterflaming [s]	-	-	-	-	-
End of afterglowing [s]	-	-	-	-	-
Flames extinguished after [s]	-	-	-	-	-
Smoke development (visual impression)	strong smoke development				
Separating from burning material	no	no	no	no	no
Time [s]	-	-	-	-	-

Remarks: none

2.2.2 Normal flammability test according to DIN 4102-1

Test with edge ignition without deposit
 Flame application on: lower sample edge
 Edge ignition

Length direction Colour: grey

Sample-no.	1	2	3	4	5
Time from start of test					
Ignition point [s]	1	1	1	1	1
Reaching the measuring mark within 20 seconds	no	no	no	no	no
Self-extinguishing of the flame [s]	15	15	15	15	15
Max. flame height [mm]	60	60	60	50	50
Time [s]	8	9	9	8	10
End of afterflaming [s]	-	-	-	-	-
End of afterglowing [s]	-	-	-	-	-
Flames extinguished after [s]	-	-	-	-	-
Smoke development (visual impression) _{low / moderate / strong}	strong smoke development				
Separating from burning material	no	no	no	no	no
Time [s]	-	-	-	-	-

Remarks: none

Cross direction Colour: grey

Sample-no.	1	2	3	4	5
Time from start of test					
Ignition point [s]	1	1	1	1	1
Reaching the measuring mark within 20 seconds	no	no	no	no	no
Self-extinguishing of the flame [s]	15	15	15	15	15
Max. flame height [mm]	60	60	50	50	50
Time [s]	9	10	10	11	10
End of afterflaming [s]	-	-	-	-	-
End of afterglowing [s]	-	-	-	-	-
Flames extinguished after [s]	-	-	-	-	-
Smoke development (visual impression)	strong smoke development				
Separating from burning material	no	no	no	no	no
Time [s]	-	-	-	-	-

Remarks: none

2.2.3 Appearance of the sample after the small burner test:



Assessment

The material described in chapter one fulfils the requirements of the building class B2 according to DIN 4102-1 (Mai 1998).

The determined test results show that the material also fulfils the requirements

of the building class B1

according to DIN 4102-1 (Mai 1998).

Special note

The fire test result is only valid for the material described in chapter one in the tested colour and square weight.

The test was carried out in free hanging configuration.

The distance to other plane material must be more or equal then 40 mm.

The material wasn't tested after an outside storage.

In combination with other materials (for example coatings, deposits) the burning behaviour could be influenced unfavourable so that the classification above is not valid any longer. According to DIN 4102-1 the burning behaviour in combination with other materials has to be tested separately.

This test report does not replace the required „Verwendbarkeitsnachweis“. It is only used for issuing the “Verwendbarkeitsnachweis”.

Frankfurt, the 28.04.2017

A handwritten signature in blue ink that reads "Anders".

H. Anders
Tester in Charge

A handwritten signature in blue ink that reads "Zachäus".

Dipl.-Ing. T. Zachäus
Laboratory supervisor

This Test report is valid until 20.04.2022.

The results of the tests relate only to the behaviour of the test specimen which is designated on the top.

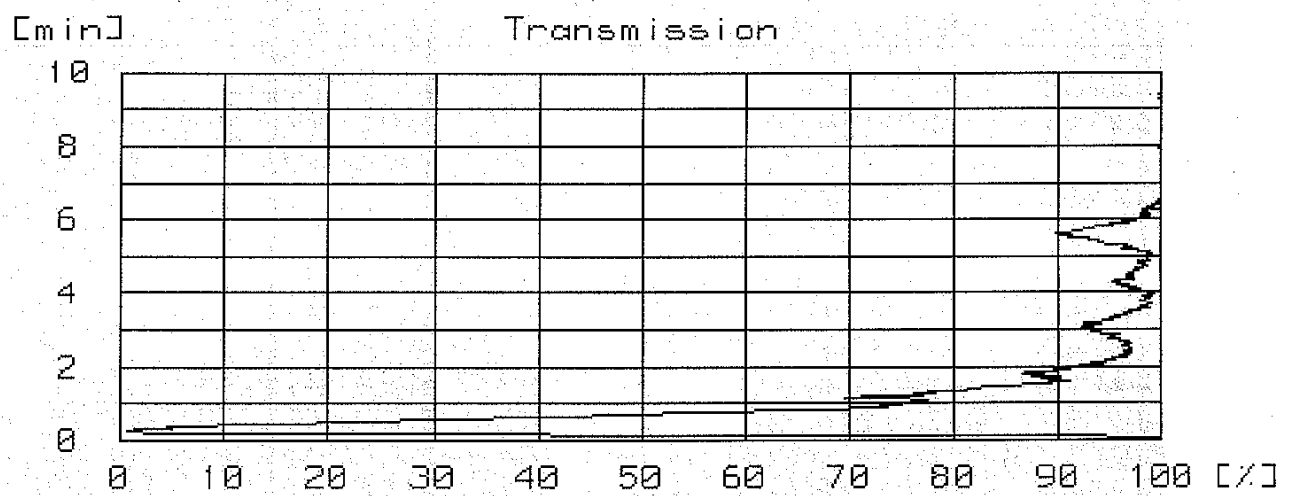
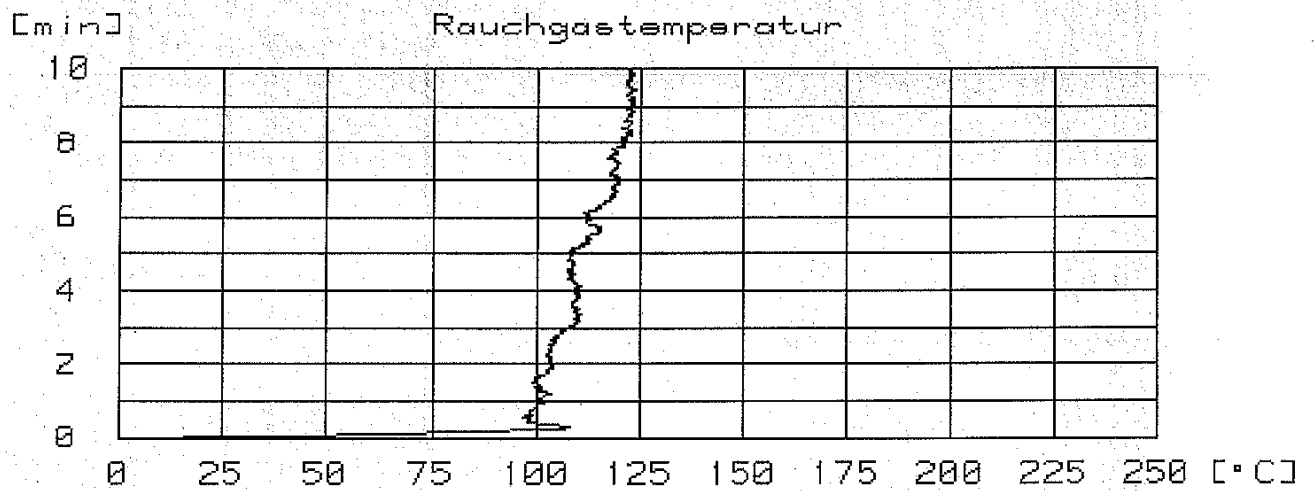
Test reports are only allowed to be published or reproduced, not changed in form and tenor without permission of the Exova Warringtonfire, Frankfurt. The abridged account of a test report is only allowed with the agreement of the Exova Warringtonfire, Frankfurt.

This test report is a translation of the German version 2017-1363 (issued 28.04.2017). In case of doubt only the German version is valid

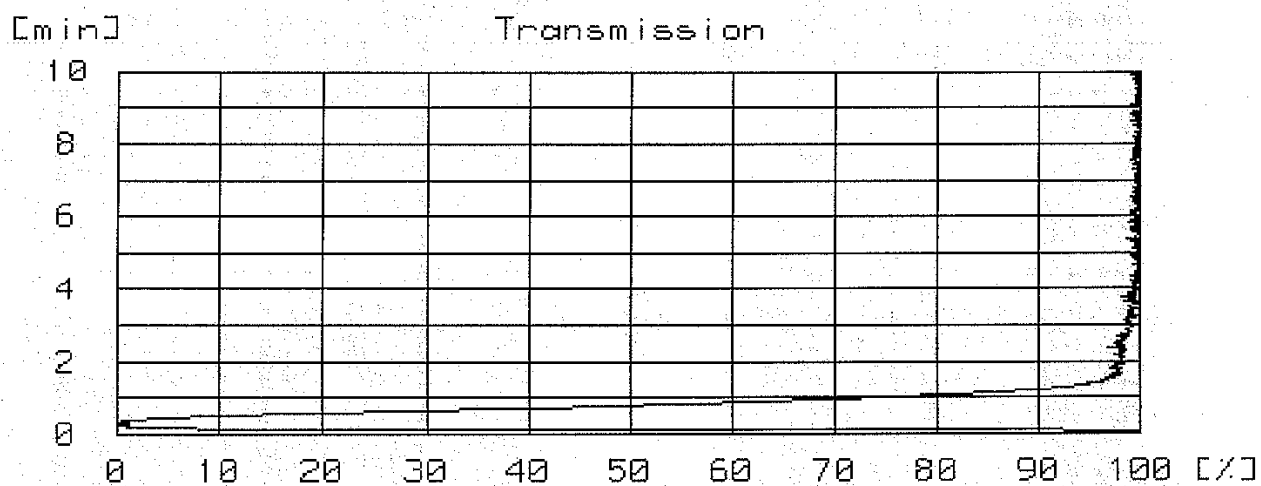
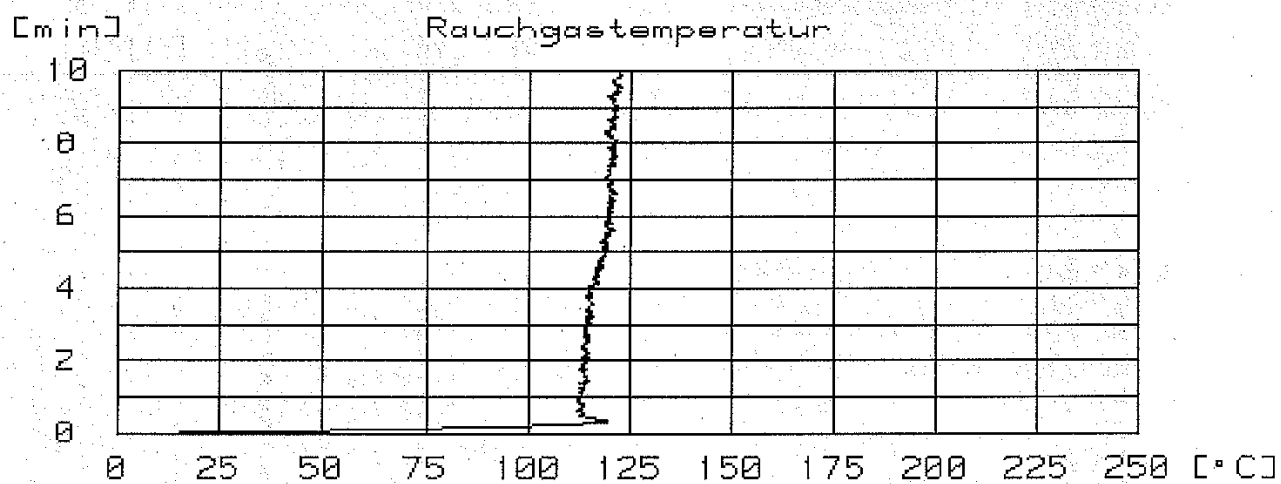
This test report contains 9 pages and 4 annexes.

Annex 1 to the Test report No. 2017-1363 issued 28.04.2017

Sample A:



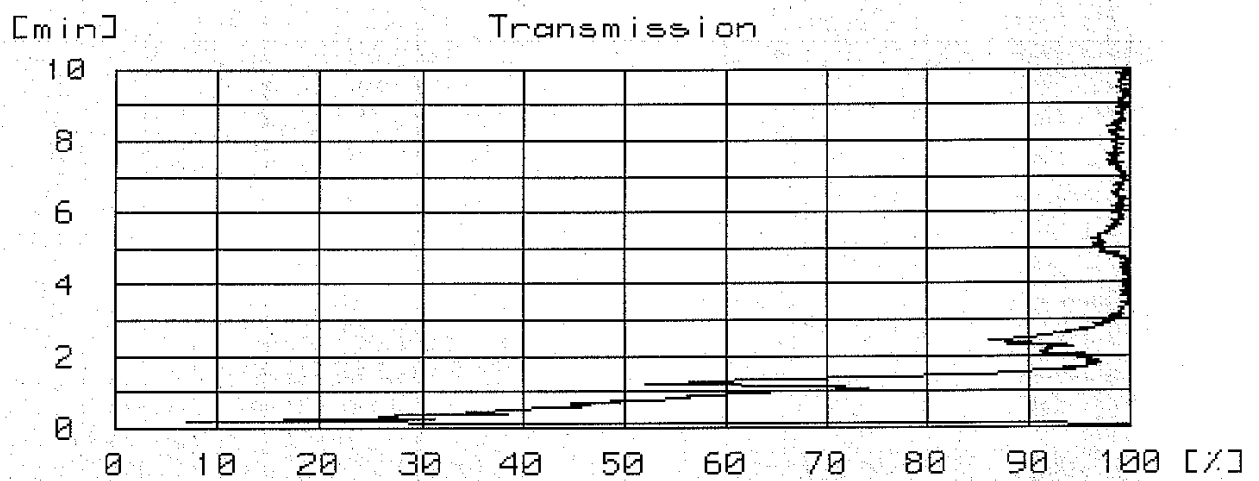
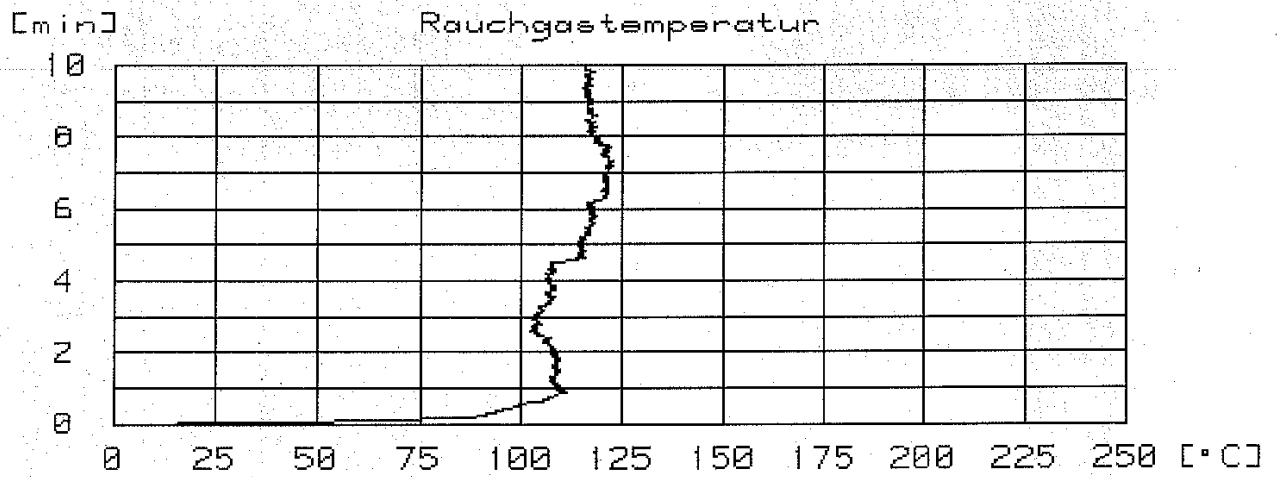
Sample B:



Testing. Advising. Assuring.

Annex 3 to the Test report No. 2017-1363 issued 28.04.2017

Sample C:



Testing. Advising. Assuring.

Annex 4 to the Test report No. 2017-1363 issued 28.04.2017

Sample D:

